

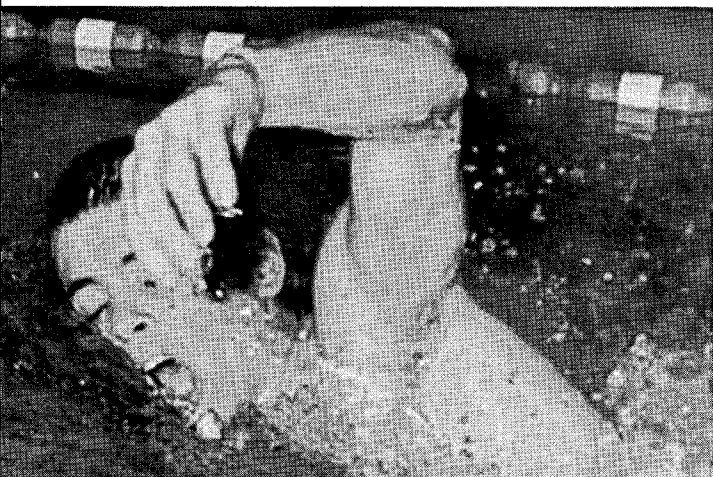
33 PREPS REPRESENTED ON 1965 ALL AMERICA

JOHNSON AND EDWARDS LEAD RECORD BINGE AS PREPS ENJOY GREATEST YEAR EVER

Lawrenceville, New Jersey — Thirty three schools are represented on the National Interscholastic Swimming Coaches' Association 1965 Prep School All American Swimming Team, according to selection committee chairman Phil G. Pratt, Lawrenceville School. Pratt said, "Out of the 10 swimming events where a new record was possible, 8 new marks were written into the record book. The times are comparable to the established records of the high school division. In the case of breaststroke the time of 1:00.5 by Punahou's Allen Richardson, is the fastest clocking ever made by a U.S. schoolboy at this distance."

Williston Prep and Malvern shared top honors as both schools received 10 swimming nominations each. Williston placed one man in All America diving. These two eastern preps, plus Andover who received seven swimming nominations and one diving gave the east by geographical comparison an edge over the rest of the country.

California's Chadwick School made the All America list seven times, and Hawaii led by the Punahou School received six swimming listings and one diving. In the central states, Cleveland's University School equalled the east's Mercersburg Academy's All America output, each making the honor roll five times. Fork Union was the leading southern prep as the Virginia school received 5 All America swimming listings and one diving.



TOM JOHNSON

Individually, the honors went to Malvern's Tom Johnson and Williston's Jim Edwards. Johnson, probably the greatest prep ever developed, set a new national prep record of 1:46.3 for the 200 yd. freestyle. Edwards, the old record holder, was runnerup with a 1:47.3 clocking, was also under the existing national prep mark. The Malvern All-America made his second first place listing in the 200 yd. individual medley, 2:01.0, almost two seconds faster than second place nominee, David Johnson, Archmere, 2:02.9. In the 400 yd. freestyle, Johnson broke his 1964 national mark as he clocked 3:52.7. Chadwick's Phil Houser ranked 2nd, 3:56.0.

(Continued on Page 30)

200 YARD MEDLEY RELAY: Punahou, Honolulu, Hawaii (Marc Greenwell, Allen Richardson, Charles Sakamoto, David Padgett) 1:40.9; Chadwick, Rolling Hills, Calif. (Phil Houser, Jim Perry, Bill Oberman, William Gallas) 1:42.4; University, Cleveland, Ohio (Dennis Winkler, Pete Harding, Charles Seelbach, Jim Weaver) 1:43.3; Mercersburg, Penna. (Gary Adair, Corkey Gilmore, Bill Ford, Tom Cahalan) 1:44.2; The Hill, Pottstown, Penna. (Phillip McMunigal, Ralph Wilson, Dwight Bowen, Burt Kozloff) 1:44.3; Malvern, Penna. (Bill Coakley, Mark McKee, Ros Geils, Tom Johnson) 1:44.3; Williston, Easthampton, Mass. (Ross Prossner, Ronald Varney, Glenn Yngve, James Edwards) 1:44.6; Western Reserve, Hudson, Ohio (Daniel Kobick, Robert Viall, Robert Heacock, Lawrence Witner) 1:45.1; Andover, Mass. (J. Noll, S. Sessions, C. Lynn, W. Bonnett) 1:45.2; Fork Union, Va. (John Phenehy, Dan Eubank, Mike Slenker, John Hardy) 1:45.3.

200 YARD FREESTYLE: Thomas Johnson (Malvern) 1:46.3; James Edwards (Williston) 1:47.3; Dana Curtis (Lawrenceville, N.J.) 1:50.0; Albert Ackermann (Williston) 1:50.1; Roger Lyon (Harvard, North Hollywood, Calif.) 1:51.0; Tom Haynie (Punahou) 1:51.7; Joe Sanders (Ransom, Coconut Grove, Fla.) 1:52.1; George Schmidt (Pine Crest, Ft. Lauderdale, Fla.) 1:52.6; John Bragg (Albany, N.Y.) 1:52.9; Robbie Allen (Fork Union) 1:52.9.

50 YARD FREESTYLE: James Edwards (Williston) 21.9; John Chapman (Marist, Atlanta, Georgia) 22.2; John Phillips (Andover) 22.2; John Hardy (Fork Union) 22.3; Dave Padgett (Punahou) 22.3; Morris Spitzer (Peekskill, N.Y.) 22.4; Steve Hairston (St. Andrews, Boca Raton, Fla.) 22.5; Dave Myerberg (McDonogh, Baltimore, Md.) 22.5; William Poirier (Huntington, Boston, Mass.) 22.6; William Crooks (Lawrenceville) 22.7.

200 YARD INDIVIDUAL MEDLEY: Thomas Johnson (Malvern) 2:01.0; David Johnson (Archmere, Claymont, Del.) 2:02.9; James Edwards (Williston) 2:05.5; Mark McKee (Malvern) 2:05.9; Phillip Houser (Chadwick) 2:06.5; Tito Perez (Mercersburg) 2:07.5; George Schmidt (Pine Crest) 2:08.0; Brad McKean (Shady Side, Pittsburgh, Penna.) 2:08.5; David Ball (Riverdale, N.Y.C.) 2:09.0; Robert Burke (Brooklyn Prep, N.Y.) 2:09.5; John Dickard (University) 2:09.5.

DIVING (Alphabetical Listing): Zane Brown (Pine Crest); Pete Buckley (Bellarmine, San Jose, Calif.); Rob Carney (Fork Union); Frank deGruy (Sewanee, Tenn.); Tim Mahoney (Andover); Mike Mayfield (Pine Crest); Phillip Mertz (Hill); William T. Murphy (Williston); Scott Pyle (Lawrenceville); John Wills (Punahou).

100 YARD BUTTERFLY: Charles Seelbach (University) 54.0; John Chapman (Harvard) 54.6; Barry Russo (McBurney) 54.6; William Gallas (Chadwick) 54.9; Robert Heacock (Western Reserve) 55.0; Roger Lyon (Harvard) 55.0; Morris Spitzer (Peekskill) 55.2; Phillip Houser (Chadwick) 55.3; Bill Ford (Mercersburg) 55.5; Barry Littleton (Huntington) 55.5.

100 YARD FREESTYLE: James Edwards (Williston) 48.0; Steve Hairston (St. Andrews) 48.9; John Phillips (Andover) 49.4; Lawrence Witner (Western Reserve) 49.5; Thomas Johnson (Malvern) 49.6; Greg Olson (Gilmour) 49.7; Joe Sanders (Ransom) 50.0; Robbie Allen (Fork Union) 50.1; Brad McKean (Shady Side) 50.1; John Chapman (Marist) 50.2.


100 YARD BACKSTROKE: Jon Noll (Andover) 56.6; Albert Ackermann (Williston) 56.9; Robert Burke (Brooklyn Prep) 57.7; Robert Asquith (Huntington) 57.8; Ross Prossner (Williston) 57.8; Roger Lyon (Harvard) 58.0; Ranier MacGuire (Andover) 58.2; Brant Switzler (Montclair, N.J.) 58.4; Bill Coakley (Malvern) 58.6; Peter Anderson (Hackley, Tarrytown, N.Y.) 58.6.

400 YARD FREESTYLE: Thomas Johnson (Malvern) 3:52.7; Phillip Houser (Chadwick) 3:56.0; Jim Edwards (Williston) 3:57.7; Dana Curtis (Lawrenceville) 3:58.4; Tito Perez (Mercersburg) 3:59.8; Tom Haynie (Punahou) 4:02.7; Mark McKee (Malvern) 4:05.0; David Johnson (Archmere) 4:05.6; Fred Hayward (Hawaii Prep Academy, Kamuela, Hawaii) 4:06.0; Allen McPhee (Chadwick) 4:06.1.


100 YARD BREASTSTROKE: Allen Richardson (Punahou) 1:00.5; Peter Harding (University) 1:03.7; Dan Connors (Newark, N.J.) 1:04.1; Jack Dickard (University) 1:04.5; Mark McKee (Malvern) 1:05.1; Corkey Gilmore (Mercersburg) 1:05.4; Ralph Wilson (Hill) 1:05.4; John Phillips (Andover) 1:05.9; Thomas Ferretti (Hotchkiss, Lakeville, Conn.) 1:06.1; Jim Perry (Chadwick) 1:06.1.

200 YARD FREESTYLE RELAY: Huntington (Barry Littleton, Robert Asquith, Dennis Moulton, William Poirier) 1:30.7; Punahou (Sandy Abbott, David Padgett, Tom Haynie, Brent Berk) 1:30.8; Williston (Louis Kissing, Lewis Davis, Kevin Hoben, James Edwards) 1:31.2; Malvern (Jack Brangan, Paul Mayer, Tom McGrath, Tom Johnson) 1:31.8; Fork Union (Mike Slenker, D. Lisk, Bob Brunelli, John Hardy) 1:32.3; Andover (W. Bonnett, J. Kelsey, R. Browne, L. Eddy) 1:32.4; McDonogh (Dave Myerberg, Richard Hogg, Larry Langer, Fred Musser) 1:32.5; Peekskill (Ronald Bank, Peter Cassel, John Murray, Morris Spitzer) 1:32.5; Lawrenceville (Dave Beaty, Pat McDowell, Bill Wauters, Davis Tuggle) 1:32.9; Chadwick (Allen McPhee, William Heaton, William Oberman, William Gallas) 1:33.0.


JIM EDWARDS




CHARLES SEELBACH

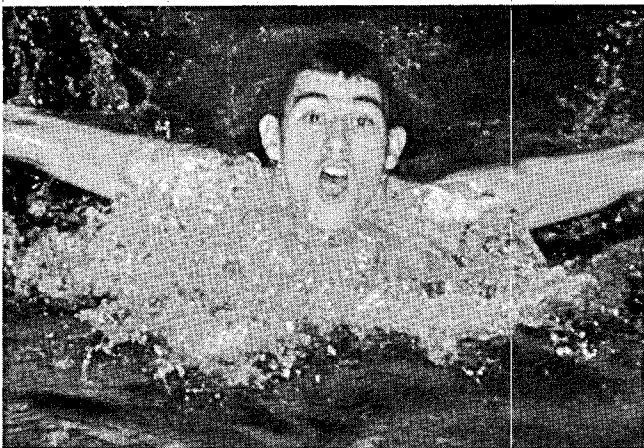


JON NOLL



ALLEN RICHARDSON





ALL AMERICA, BARRY RUSSO, McBurney School

PREP ALL AMERICA

(Continued from Page 13)

Jim Edwards left the prep ranks in a blaze of glory, as he won first place All America ranking in the 50 yd. freestyle, 21.9 and 100 yd. freestyle, 48.0, both in new national record times.

John Chapman, Marist School, Atlanta, and John Phillips, Andover, 22.2 were tied for the second place rankings in the 50 yd. free, while Steve Hairston, St. Andrews, ranked 2nd in the 100 free with a 48.9.

Cleveland University School's Charles Seelbach placed first in the 100 yd. butterfly, 54.0 followed by John Chapman and McBurney's Barry Russo, both with 54.6.

Andover's John Noll clocked 56.6 for 100 yd. backstroke to gain first place in the All America rankings for that event. Albert Ackermann, Williston ranked 2nd in 56.9.

Allen Richardson was in a class by himself when it came to breaststroke (1:00.5). The Yale-bound swimmer was more than 3-seconds better over University's Peter Harding who ranked second, 1:03.7.

Tom Haynie's sensational Punahou 200 yd. medley relay quartet ripped the national prep mark as Marc Greenwall, Allen Richardson, Charles Sakamoto and David Padgett clocked 1:40.9. In addition to this solid clocking and the record breaking effort of Richardson, Haynie could also point with pride to Tom, Jr. who ranked 6th in the All America listing for the 200 yd. freestyle, 1:51.7, and 6th in the 400 yd. freestyle, 4.02.7.

Huntington's 200 yd. freestyle relay team (Barry Littleton, Robert Asquith, Dennis Moulton, William Poirier) clocked 1:30.7 for the fastest time in this event. Punahou was second, 1:30.8.

Diving listed by alphabetical order listed Pete Buckley, Bellarmine; Mike Mayfield, Pine Crest; Tim Mahoney, Andover, Scott Pyle, Lawrenceville as among the 10 best Prep divers.

PURDUE SWIMMERS ACHIEVE ACADEMIC EXCELLENCE

Lafayette, Indiana — Although Purdue is not one of the aquatic leaders in the Big 10 Conference, it is recognized as one of the scholarship leaders. The school has a strict study program that does not allow much time for swim training, yet the swim team has the toughest schedule of any team in the United States. It is the only team to swim every team in the Big 10 Conference, plus arch rival, Notre Dame.

That the Boilermakers have done so well over the years is a tribute to their fine coach "Pappy" Papenguth, 1964 recipient of the National Collegiate and Scholastic Swimming Trophy.

The 1965 Purdue team, 3 seniors, 5 juniors and 8 sophomores, achieved a team grade average of 4.8477* for the first semester of the '64-65 season. This compares to the university index of 4.426. The team averaged 16 plus credit hours per man and scored 25 A's, 37 B's, 26 C's and 5 D's.

The courses taken by the 16 swimmers are as follows: mechanical engineering (3), civil engineering (2), international relations (1), pre-med (1), engineering science (1), mathematics (2), aeronautical engineering (1), physical education (2), sociology (1), industrial management (1) and electrical engineering (1).


These are the men who swam for the Purdue varsity: Tom Bever, Len Carr, Jeff Cooke, Tony Gapsis, Tom Horn, Bob McCreedy, Rick Menoch, Jack Meyer, Norb Olzmann, Tom Rankin, Tom Robison, Jim Ryerson, John Schlueter, Larry Scott (co-captain), Bill Whittaker, Harry Wickens (co-captain).

*Purdue grade system: 6.0—A; 5.0—B; 4.0—C; 3.0—D; 2.0—F.

STEP UP TO A GOOD START!

These rugged one-piece Goodyear Starting Platforms offer the ultimate in practicability and appearance. Molded of lightweight fiberglass-reinforced plastic, they can be custom-fitted to the gutter and coping of any indoor or outdoor pool. Highly weather-resistant and impervious to fading or discoloration, they are easily cleaned and disinfected with normal detergents. The positive-action, single-point anchor and the non-skid step and platform surfaces provide the swimmer with maximum starting safety. And they meet all AAU and NCAA requirements.

PROVE IT TO YOURSELF . . . Goodyear Starting Platforms are superior in every way. Write Sales Division, Litchfield Park, Arizona.



GOODYEAR AEROSPACE CORPORATION
ARIZONA DIVISION · LITCHFIELD PARK, ARIZONA

PLANTS IN
AKRON, OHIO,
AND
LITCHFIELD PARK,
ARIZONA

ROBIE NAMED IN SIX EVENTS

INDIANA & SOUTHERN CAL GAIN MOST PLACES IN '65 NCAA ALL AMERICA

By G. Robert Mowerson, Chairman NCAA All-America Selection Committee
Swimming Coach, University of Minnesota

Minneapolis, Minn. — The NCAA All America Selection Committee (Bill Brooks, Harvard; Peter Daland, So. Cal.; Art Solow, Colorado St.; Jay Markley, Okla.; Edward Gabel, West. Mich.; Art Adamson, Texas A & M; Patrick Earey, No. Carolina; John Higgins, Navy; and myself) present the 1965 All America selections as the cream of the best crop of collegiate swimmers in history. In a post Olympic year, we had anticipated a slight tapering off of the times, but such was not the case and in every instance, there was a definite improvement when considered over the range of the top ten men.

In five events, defending titleholders were able to successfully defend their 1964 crowns. Yale was successful in defending its 400 yd. freestyle relay title, and set a new NCAA record in the process. In addition to the new record set by the Eli quartet in the relay, six additional new NCAA marks were set in individual events, one was equalled, and the Indiana relay team lowered the NCAA mark for the medley.

I believe that the establishment of the cut off times to swim in the Nationals is just like waving a red flag in the face of these swimmers. It's another challenge and they are only too eager to meet it.

I also feel that the twelve place scoring has helped in this regard for boys who definitely are not in the top six, are fighting their heads off to be in the top twelve. They know they have a chance to score where no chance existed before.

The winner of each event is automatically selected for the top spot on the All America. After that, it is primarily on the basis of verified times through the season with performances in the NCAA taking precedence over all else, next the Conference or Regional Championships, and lastly performance in dual meets.

Thirty three schools are represented on the 1965 All-America with the University of Southern California and Indiana University each placing men in twenty six spots and both relays. Michigan was next with men in twenty one places and both relays.

Yale with eleven places and both relays, Ohio State with ten places and one relay followed in that order. Several schools had men make the All-America for the first time in history, and this is a good sign of the spread of top notch swimming to all points of the country.

Carl Robie, the University of Michigan sophomore, made the All-America in six different spots (500 yd. free, 1650 yd. free, 200 yd. fly, 200 yd. and 400 yd. individual medley and a member of the 400 yd. medley relay team) for the top individual performance.

Eight schools placed men in the diving, with Indiana placing men in eight spots followed by Ohio State, four places and Michigan three.

University of Southern California received the most individual swimming places, with twenty six spots plus the relays, with Indiana and Michigan each placing eighteen swimming spots plus both relays.


The middle west again produced the preponderance of All-Americas with eighty-two individual spots out of a possible one hundred fifty-nine, and six relays out of a possible twenty.

As in the past, there will be no distinction in the certificates awarded to men selected except that the NCAA winner will have this noted on his certificate.

These men will receive their certificates with indication of having won the NCAA event: Steve Clark, Yale, 50* & 100* yd. freestyle; Roy Saari, USC, 200, 500* and 1650* yd. freestyle; Fred Schmidt, Indiana, 100 and 200* yd. butterfly; Gary Dilley, Michigan State, 100 and 200 yd. backstroke; Bill Craig, U.S.C., 100* yd. breaststroke; Tom Trethewey, Indiana, 200 yd. breaststroke; Bob Hopper, Ohio State, 200 yd. individual medley; Carl Robie, Michigan, 400 yd. individual medley; Ken Sitzberger, Indiana, 1 and 3-meter dive.

* Retained first place ranking.


Saari led in three individual events, the second year in a row. Clark, Schmidt, Dilley and Sitzberger led in two individual events.




STEVE CLARK
CARL ROBIE





FRED SCHMIDT
TOM TRETHEWEY



ROY SAARI
ROBERT HOPPER



WILLIAM CRAIG
GARY DILLEY



COMPLETE LISTING
SEE PAGE 55

1965 N.C.A.A. ALL-AMERICA SWIMMING TEAM

50 YD FREESTYLE - STEPHEN E. CLARK, YALE UNIV. 21.2 NCAA WINNER; PHILIP OENKEYVITZ, U. OF MARYLAND 21.1; RICHARD ABRAHAMS, NORTHWESTERN UNIV. 21.3; CHARLES W. STAPLES, U. OF OREGON 21.3; WILLIAM GROFT, U. OF MICHIGAN 21.3; PETER WORTHEN, U. OF NO. CAROLINA 21.3; EDMOND T. DIOGUARDI, JR., U. OF FLORIDA 21.4; RICHARD WOODROW, RUTGERS UNIV. 21.4; RICHARD MCGEAGH, U. OF SO. CALIFORNIA 21.5; JAMES F. VAN KENNEN, JR., WESLEYAN U. 21.6; DONALD ALLEN ROTH, U. OF CALIF. (SANTA BARBARA) 21.6; BRUCE BALL, RUTGERS UNIV. 21.6.

100 YD FREESTYLE - STEPHEN E. CLARK, YALE UNIV. 46.1 NCAA WINNER; KENNETH M. WALSH, MICHIGAN STATE UNIV. 46.7; RICHARD B. GIRDLER, VILLANOVA UNIV. 46.8; GARY J. DILLEY, MICHIGAN STATE UNIV. 47.3; JAMES A. MACMILLAN, MICHIGAN STATE UNIV. 47.3; WILLIAM E. GROFT, U. OF MICHIGAN 47.4; JAMES F. VAN KENNEN, JR., WESLEYAN UNIV. 47.5; ROBERT J. BACHMAN, U. OF ILLINOIS 47.5; MICHAEL V. STAUFFER, U. OF MINNESOTA 47.6; DONALD ALLEN ROTH, U. OF CALIFORNIA (SANTA BARBARA) 47.7; ROBERT WILLIAMSON, INDIANA UNIV. 47.7; PETER WORTHEN, UNIVERSITY OF NORTH CAROLINA 47.7.

200 YD FREESTYLE - ROY SAARI, UNIV. OF SO. CALIFORNIA 1:42.9; NCAA WINNER; STEPHEN CLARK YALE UNIV. 1:43.3; RICHARD B. GIRDLER, VILLANOVA UNIV. 1:44.4; TUDOR LACEY, So. METHODIST UNIV. 1:44.6; DAVID C. LYONS, YALE 1:44.8; JAMES A. MACMILLAN, MICHIGAN STATE UNIV. 1:45.2; KENNETH M. WALSH, MICHIGAN STATE UNIV. 1:45.2; WILLIAM W. FARLEY, UNIV. OF MICHIGAN 1:45.4; R. EDWARD TOWNSEND, YALE 1:45.4; RICHARD G. WALLS, UNIV. OF MICH. 1:45.7.

500 YD FREESTYLE - ROY SAARI, UNIV. OF SO. CALIF. 4:43.6 NCAA WINNER; WILLIAM W. FARLEY UNIV. OF MICHIGAN 4:44.3; THOMSON MCANENEY, So. ILLINOIS UNIV. 4:49.0; RICHARD D. BOYD, UNIV. OF OREGON 4:49.9; GARY A. VERHOEVEN, INDIANA UNIV. 4:50.0; KENNETH M. WALSH, MICHIGAN STATE UNIV. 4:51.2; JOHN GILCHRIST, UNIV. OF SO. CALIF. 4:51.4; CARL J. ROBIE, UNIV. OF MICHIGAN 4:51.7; LEE J. DANIELSEN, JR., OHIO STATE UNIV. 4:55.7; OLIVER K. TOWNSEND, INDIANA UNIV. 4:55.7.

1650 YD FREESTYLE - ROY SAARI, U. OF SO. CALIFORNIA 16:39.9 NCAA WINNER; CARL J. ROBIE, U. OF MICHIGAN 16:49.7; WILLIAM W. FARLEY, U. OF MICHIGAN 16:54.0; RICHARD D. BOYD, U. OF OREGON 17:05.7; GARY A. VERHOEVEN, INDIANA UNIV. 17:11.18; THOMSON MCANENEY, SOU. ILLINOIS UNIV. 17:12.0; JOHN GILCHRIST, UNIV. OF SO. CALIFORNIA 17:14.7; EDGOR C. GLICK, MICHIGAN STATE UNIV. 17:19.18; DAVID M. ASHLEIGH, UNIV. OF CALIFORNIA (L.A.) 17:21.5; CHARLES MILAM, UNIV. OF SOUTHERN CALIFORNIA 17:31.8.

100 YD BUTTERFLY - FRED W. SCHMIDT, INDIANA UNIV. 51.0 NCAA WINNER; GARY ILMAN, LONG BEACH STATE COLL. 51.4; JOHN H. WHITE, No. CAROLINA STATE UNIV. 51.5; WALTER P. RICHARDSON, U. OF MINNESOTA 51.6; ROBERT T. HOPPER, OHIO STATE UNIV. 52.3; DAVID C. LYONS, YALE 52.3; DONALD E. SPENCER, U. OF MINNESOTA 52.4; EDMUND T. DIOGUARDI, JR., U. OF FLORIDA 52.8; STANLEY C. COLE, U. OF CALIF. L.A. 52.9; TIMOTHY C. KENNEDY, YALE 53.1; THOMAS R. MELLARS, UNIV. OF NEW MEXICO 53.0.

200 YD BUTTERFLY - FRED W. SCHMIDT, INDIANA UNIV. 1:51.4 NCAA WINNER; CARL J. ROBIE, U. OF MICHIGAN 1:52.1; JAMES MILES, So. ILL. UNIV. 1:55.6; JOSEPH P. GAVAGHAN, No. CAROLINA STATE UNIV. 1:56.2; MICHAEL CARETTO, U. OF SO. CALIFORNIA 1:56.6; JOHN H. WHITE, No. CAROLINA STATE UNIV. 1:56.5; NEVILLE R. HAYES, HARVARD UNIV. 1:57.4; RALPH L. KENDRICK, INDIANA UNIV. 1:57.8; CHARLES MILAM, UNIV. OF SO. CALIFORNIA 1:58.2; WALTER P. RICHARDSON, UNIV. OF MINNESOTA 1:58.42.

100 YD BACKSTROKE - GARY J. DILLEY, MICHIGAN STATE UNIV. 52.6 NCAA WINNER; ROBERT BENNETT, U. OF SO. CALIFORNIA 53.1; RICHARD MCGEAGH, U. OF SO. CALIFORNIA 53.1; GLENN L. HAMMER, INDIANA UNIV. 53.1; REES M. ORLAND, U. OF MICHIGAN 54.1; RONALD L. WIRTH, No. CAROLINA STATE U. 54.1; ROGER L. GOETSCH, JR., YALE 54.2; RUSSELL F. KINGERY, JR., U. OF MICHIGAN 54.3; EDWARD C. BARTSCH, U. OF MICHIGAN 54.72; JACK ZAKIM, U. OF CINC'TI 55.2.

200 YD BACKSTROKE - GARY J. DILLEY, MICHIGAN STATE U. 1:56.2 NCAA WINNER; ROBT. BENNETT, U. OF SO. CALIFORNIA 1:56.6; GLENN L. HAMMER, INDIANA UNIV. 1:56.8; RUSSELL E. KINGERY, JR., U. OF MICHIGAN 1:57.49; EDWARD C. BARTSCH, UNIV. OF MICHIGAN 1:58.0; ROGER L. GOETSCH, JR., YALE 1:59.5; TIM BIRNIE, So. METHODIST 1:59.8; KERRY L. O'HARA, U. S. MILITARY ACADEMY 2:00.0; RONALD L. WIRTH, No. CAROLINA STATE U., 2:00.3; RICHARD MICHAELS, OHIO STATE UNIVERSITY 2:01.7.

100 YD BREASTSTROKE - WILLIAM CRAIG, UNIV. OF SO. CALIFORNIA 1:00.3; NCAA WINNER; THOMAS G. TRETHERWAY, INDIANA UNIV. 1:00.0; RUSSELL I. WEBB, UNIV. OF CALIFORNIA, L.A. 1:00.2; PAUL J. SCHEERER, U. OF MICHIGAN 1:00.4; ROBERT D. BLANCHARD, JR., UNIV. OF WISCONSIN 1:00.6; KENNETH DOESBURG, UNIV. OF SO. CALIFORNIA 1:00.6; JAMES C. SPILLANE UNIV. OF TEXAS 1:01.4; JERALD R. WILLE, OREGON STATE UNIV. 1:01.5; J. TERRY HUMPHRIES, OHIO STATE UNIV. 1:01.55; WAYNE ANDERSON, UNIV. OF SO. CALIFORNIA 1:01.8.

200 YD BREASTSTROKE - THOMAS G. TRETHERWAY, INDIANA UNIV. 2:10.4 NCAA WINNER; WAYNE ANDERSON, UNIV. OF SOUTHERN CALIFORNIA 2:12.6; PAUL J. SCHEERER, UNIV. OF MICHIGAN 2:12.81; PAUL JEFFERS, UNIV. OF SOUTHERN CALIFORNIA 2:13.1; RUSSELL I. WEBB, UNIV. OF CALIFORNIA, LOS ANGELES 2:13.5; ROBERT D. BLANCHARD, JR., UNIV. OF WISCONSIN 2:13.7; KENNETH DOESBURG, UNIVERSITY OF SOUTHERN CALIFORNIA 2:14.0; PETER A. ANDERSON, INDIANA UNIVERSITY 2:15.0; GERALD PEARSON, So. ILLINOIS UNIVERSITY 2:15.1; WILLIAM CRAIG, UNIV. OF SOUTHERN CALIFORNIA 2:15.2.

200 YD INDIVIDUAL MEDLEY - ROBERT T. HOPPER, OHIO STATE UNIVERSITY 1:58.1 NCAA WINNER; RICHARD MCGEAGH, UNIV. OF SOUTHERN CALIFORNIA 1:58.8; R. EDWARD TOWNSEND, JR., YALE UNIV. 1:59.3; FRANK BATES, UNIV. OF SOUTHERN CALIFORNIA 1:59.7; ROBERT BENNETT, UNIV. OF SOUTHERN CALIFORNIA 2:00.0; CARL J. ROBIE, UNIV. OF MICHIGAN 2:00.6; T. CHARLES OGILBY, INDIANA UNIVERSITY 2:01.1; RALPH L. KENDRICK, INDIANA UNIVERSITY, 2:01.1; CHARLES L. RICHARDS, INDIANA UNIVERSITY 2:01.95; L. DEAN WILLEFORD, UNIV. OF SOUTHERN CALIFORNIA 2:02.0.

400 YD INDIVIDUAL MEDLEY - CARL J. ROBIE, UNIVERSITY OF MICHIGAN 4:16.5 NCAA WINNER; ROBERT T. HOPPER, OHIO STATE UNIVERSITY 4:18.8; PAUL JEFFERS, UNIV. OF SOUTHERN CALIFORNIA 4:18.9; R. EDWARD TOWNSEND, JR., YALE UNIV. 4:19.1; RALPH L. KENDRICK, INDIANA UNIVERSITY 4:19.5; FRANK BATES, UNIV. OF SOUTHERN CALIFORNIA 4:19.7; TUDOR LACEY, SOUTHERN METHODIST UNIVERSITY 4:22.0; CHARLES L. RICHARDS, INDIANA UNIVERSITY 4:23.8; T. CHARLES OGILBY, INDIANA UNIVERSITY 4:23.8; L. DEAN WILLEFORD, UNIVERSITY OF SOUTHERN CALIFORNIA 4:24.0.

ONE METER DIVING - KENNETH R. SITZBERGER, INDIANA UNIVERSITY, NCAA WINNER; RICHARD W. GILBERT, INDIANA UNIVERSITY; BERNARD CHARLES WRIGHTSON, ARIZONA STATE UNIVERSITY; RANDALL R. LARSON, OHIO STATE UNIVERSITY; RICHARD D. EARLEY, INDIANA UNIVERSITY; BRUCE P. BROWN, UNIVERSITY OF MICHIGAN; EDWARD H. BOOTHMAN, UNIVERSITY OF MICHIGAN; DANIEL O. MAHONEY, HARVARD UNIVERSITY; DANIEL PAUL MCLEAN, UNITED STATES AIR FORCE ACADEMY; RICHARD W. FLYNN, OHIO STATE UNIVERSITY; RICHARD G. MORSE, INDIANA UNIVERSITY; WAYNE ORAS, IOWA STATE UNIVERSITY.

THREE METER DIVING - KENNETH R. SITZBERGER, INDIANA UNIVERSITY, NCAA WINNER; RICHARD W. GILBERT, INDIANA UNIVERSITY; RICHARD D. EARLEY, INDIANA UNIVERSITY; BERNARD CHARLES WRIGHTSON, ARIZONA STATE UNIVERSITY; RANDALL R. LARSON, OHIO STATE UNIVERSITY; BRUCE P. BROWN, UNIVERSITY OF MICHIGAN; RICHARD G. MORSE, INDIANA UNIVERSITY; CHARLES D. MEINHARDT, OHIO STATE UNIVERSITY; RICHARD W. FLYNN, OHIO STATE UNIVERSITY; JOHN M. ROMSTAD, UNIVERSITY OF MINNESOTA; DANIEL GARTEIZ, UNIVERSITY OF GEORGIA; DANIEL PAUL MCLEAN, UNITED STATES AIR FORCE ACADEMY.

400 YD MEDLEY RELAY - INDIANA UNIVERSITY (GLENN HAMMER, THOMAS TRETHERWAY, FRED SCHMIDT, ROBERT WILLIAMSON) 3:30.7, NCAA WINNER; UNIVERSITY OF SOUTHERN CALIFORNIA (ROBERT BENNETT, WILLIAM CRAIG, JAMES MCGRATH, JOHN GILCHRIST) 3:32.2; UNIVERSITY OF MICHIGAN (EDWARD BARTSCH, PAUL SCHEERER, CARL ROBIE, WILLIAM GROFT) 3:32.3; YALE UNIVERSITY (ROGER GOETSCH, JR., DALE KIEFER, TIMOTHY KENNEDY, STEPHEN CLARK) 3:35.3; SOUTHERN METHODIST UNIVERSITY (TIM BIRNIE, LLOYD RODENBAUGH, RICHARD QUICK, DAVID M. QUICK) 3:35.6; UNIVERSITY OF CALIFORNIA AT LOS ANGELES (JAMES MOKOHAN, RUSSELL WEBB, STANLEY C. COLE, TERRY FLANAGAN) 3:36.1; UNITED STATES MILITARY ACADEMY (KERRY L. O'HARA, JOHN LANDGRAF, FRANK PRATT, WARREN TRAINOR) 3:36.9; OHIO STATE UNIVERSITY (RICHARD MICHAELS, J. TERRY HUMPHRIES, THOMAS FRITZ, WALDEMAR GEIGER) 3:39.1; UNIVERSITY OF NO. CAROLINA (JOHN HAYDEN, RICHARD FORUM, FREDERICK LIPP, L. DAVIS ROBERTS, JR.) 3:40.2; U. S. NAVAL ACADEMY (WILLIAM FRIES, J. DALLAS CLARKE, M. DOUG MORRIS, THOMAS M. ZINKAND) 3:40.4.

400 YD FREESTYLE RELAY - YALE UNIVERSITY (DAVID LYONS, DOUGLAS KENNEDY, R. EDWARD TOWNSEND, JR., STEPHEN E. CLARK) 3:07.2 NCAA WINNER; MICHIGAN STATE UNIVERSITY (DARRYLE KIEFER, JAMES A. MACMILLAN, KENNETH M. WALSH, GARY J. DILLEY) 3:07.7; UNIVERSITY OF SOUTHERN CALIFORNIA (JOHN GILCHRIST, JAMES MCGRATH, RICHARD MCGEAGH, ROY SAARI) 3:09.8; UNIVERSITY OF MICHIGAN (WILLIAM E. GROFT, ROBERT E. HOAG, WILLIAM W. FARLEY, RICHARD C. WALLS) 3:10.2; SOUTHERN METHODIST UNIVERSITY (BRIAN PERCIVAL, DONALD BOOTH, TUDOR LACEY, DAVID M. QUICK) 3:10.9; UNIVERSITY OF NORTH CAROLINA (PETER WORTHEN, STEVEN HILDENBRAND, W. HARRISON MERRILL, L. DAVIS ROBERTS, JR.) 3:11.8; INDIANA UNIVERSITY (FRED SCHMIDT, ROBT. WILLIAMSON, T. CHARLES OGILBY, J. SCOTT CORDIN) 3:13.3; UNIVERSITY OF OREGON (WILLIAM KOHL, RICHARD D. BOYD, ARTHUR THOMSON, CHARLES W. STAPLES) 3:14.6; UNITED STATES MILITARY ACADEMY (C. WARREN TRAINOR, STEVEN M. BLISS, ANTHONY CLAY, PAUL W. BUCHA) 3:14.9; VILLANOVA UNIVERSITY (DOUGLASS REBAK, CHRISTIAN FISHER, GEORGE PARELL, RICHARD GIRDLER) 3:15.1.

KENTUCKY HIGH SCHOOL STATE CHAMP.		D. Brown, Westport	354.90
Louisville, Kentucky		BOYS	
Feb. 26-27, 1965 25 YD COURSE			
GIRLS			
50 YD FREESTYLE			
E. STRUSS, ST. X.			22.4
R. SHELBY, WESTPORT			23.6
B. HARTYE, TRINITY			23.9
100 YD FREESTYLE			
E. STRUSS, ST. XAVIER			50.0
R. SHELBY, WESTPORT			52.0
B. HARTYE, TRINITY			53.1
200 YD FREESTYLE			
F. HARTYE, TRINITY			1:53.1
B. YANN, ST. XAVIER			1:55.6
J. NOLAN, ATHERTON			1:56.0
400 YD FREESTYLE			
F. HARTYE, TRINITY			4:04.7
J. NOLAN, ATHERTON			4:10.9
D. GUENTHER, CPV. CATHOLIC			4:20.9
100 YD BACKSTROKE			
B. POCOCK, WESTPORT			58.7
J. SMITH, WESTPORT			1:00.8
J. WARE, DIXIE HEIGHTS			1:01.5
100 YD BREASTSTROKE			
D. PURSLEY, TRINITY			1:05.2
J. GOODWIN, TRINITY			1:06.4
S. WAREN, WESTPORT			1:09.4
100 YD BUTTERFLY			
N. CHAMBERS, HENRY CLAY			58.4
G. MARQUIS, COV. CATH.			1:00.0
B. POCOCK, WESTPORT			1:00.2
200 YD INDIVIDUAL MEDLEY			
J. SMITH, WESTPORT			2:10.6
F. SCHULER, ST. XAVIER			2:10.6
R. WRIGHT, TRINITY			2:12.8
1 METER DIVING			
T. RUEFF, ST. XAVIER			422.40
R. CHAMBERLAIN, WESTPORT			386.70
J. CASH, ATHERTON			378.10

IS THIS YOUR OWN COPY OF SWIMMING WORLD?

If it's not, don't you think it's time you started getting your own, delivered to you personally while the news is still news? It's easy. Inexpensive, too. Just use this coupon.

NOTE: SUBSCRIPTION INCLUDES THE NATIONAL AGE GROUP 5 BEST TIMES; 1964 JR. OLYMPIC RESULTS

Mail to: Swimming World, 12618 Killion Street, North Hollywood, California

My name _____ 1 year—\$5.00 (12 issues)

Mail to _____ 2 years—\$9.00 (24 issues)

City _____ Zone _____ State _____

Check if 1964 National Age Group Times are desired.

PAYMENT ENCLOSED

\$6.00 per year outside U.S.A. Remit by International Postal Money Order.

CALIFORNIA SETS NATION'S HIGH SCHOOL PACE

ROTH, ZORN TWIN EVENT LEADERS

Detroit, Michigan — Olympic Gold Medal winner, Richard Roth, Menlo-Atherton, and Zack Zorn, Buena Park, achieved two first place listings each, while their state, California, dominated in individual and relay events in the 1965 National Interscholastic Swimming Coaches Association High School All America. Ralph Deetz, All America Committee chairman said, "This was a fabulous year for high school swimming. Six records were smashed by the schoolboy swimmers, and from the performances of the undergraduates, 1966 will even surpass the fast times of 1965."

The new National High School records accepted in 1965 (short course, as released by Philip S. Harburger, Chairman of the NCAA Swimming Records Comm.), are: 100 yd. breaststroke, David Perkowski, Westfield (1:01.4); 100 yd. butterfly, Ross Wales, Rayen School (52.2); 100 yd. backstroke, Charles Goettsche, New Trier (54.4); 200 yd. medley relay, New Trier (1:39.3); 200 yd. freestyle relay, Hinsdale (1:28.0). The sixth record, too late for action by the Records Chairman was the 21.5 for 50 yd. freestyle by Zack Zorn, Buena Park.

As in past years, California, the hotbed of swimming, with 59 listings in individual swimming events and 13 in relays led the nation as it far outdistanced runnerup, Illinois which posted 27 individual and 8 relay placings. And Illinois dominated the rest of the nation just as certain as California lead the entire 50 states.

California's domination was further emphasized by the fact that even dividing the state in two sections, Northern and Southern, each region placed ahead of all others except Southern California who trailed Illinois by three individual placings. Southern California gained 9 individual placings over last year, totaling 24 and also receiving 8 relay spots, up 6 from 1964.

Northern California alone toppled the nation, winning 35 individual listings 6 less than the previous year, and 5 relay placings. Other states placing All Americans were: Pennsylvania, 16 individual and 2 relays; Ohio, 12-2; Michigan, 11-3; Florida, 10-4; Washington, 7 (individual); New Jersey, 4-2; Texas, 3-2; Iowa, 3-2; Oklahoma, 3; North Carolina, 3; Virginia, 3; Conn., 2; Indiana, 2; New York, 1-1; Minnesota, 1; Louisiana, 1; New Mexico, 1; Georgia, 1; Delaware, 1; Massachusetts, 1; Hawaii, 1; Wyoming, 1.

Olympian Roth, despite injuries, raced to first place listings in the 200 yd. individual medley, 2:00.3, placing ahead of Fresno's Bob Hart, 2:00.5; Pete Seibert, Palo Alto, Cal., 2:01.4, and Ron Brillhart, York-Penn High School, Pa., 2:03.0; and the 400 yd. freestyle, 3:49.2, followed by junior phenom John Nelson, Pompano Beach, Fla., 3:49.5; George Watson, Los Altos, Cal., 3:51.5, and Mark Spitz, Santa Clara, Cal., 3:53.9, the latter a freshman.


Zorn erased Steve Clark's 50 yd. freestyle record of 21.6 set in 1961 with a 21.5 effort, followed by Henry Ahlf, Trenton, Mich., and Fred Hogan, St. Ignatius, Ill., both at 21.7, while Donald Rauch, St. Joseph, Pa., Phillip Brown, Highland, Texas, and David Nelson, Strong Vincent, Pa., all were clocked in 21.9. Zack's 100 yd. freestyle time was just one-tenth of a second over Steve Clark's 1961 record. Zorn shared his first place clocking with Morgan Manning, Arcadia, Cal., 47.8, while Bill Swisher, Evanston, Ill. splasher, was next, 47.9, followed by Robin Waples, Palo Alto, Cal., 48.0.

Juniors Ross Wales, Rayen, Ohio, and Chuck Goettsche, New Trier, Illinois, eclipsed records while netting first place clockings. Wales received his in the 100 yd. butterfly, 52.2, finishing in front of Pete Seibert, Palo Alto, Cal., 52.9; Morgan Allsup, Bloomington, Ill., 53.1; John Wilson, Bellingham, Wash., and Bob Walderman, Ft. Lauderdale, Fla., both 53.3. Wales' effort was two-tenths of a second faster than Don Schollander's 52.4 mark set last year. Goettsche bettered Rich McGeagh's 1962 standard of 54.5 in the 100 yd. backstroke with a 54.4, topping junior Ed Bettendorf, Fairview, Ohio, 54.5; Don Schwerin, Hinsdale, Ill., 54.7, and Charles Hollins, Evanston, Ill., 55.0.

Evanston's Bill Swisher placed in four events, sharing a first place clocking with Pompano, Florida's Olympic silver medalist, John Nelson, a junior, in the 200 yd. freestyle with an identical 1:46.9. Ed Bettendorf, a junior at Fairview, Ohio, was next in 1:47.2, with John Dowdle, Loyola Academy, Ill., behind the Ohio swimmer in 1:47.6. Swisher also picked up a ninth in the 400 yd. freestyle, 3:56.8, and a nineteenth in the 200 yd. individual medley, 2:06.4.

Westfield, New Jersey's David Perkowski posted a National High School record in the 100 yd. breaststroke. Perkowski was timed in 1:01.4, topping Russ Webb's 1963 mark of 1:01.6. Ken Ziskin, Burbank, Cal. junior, was next at 1:01.6, while Kip Pope, Champaign, Ill., Phil Long, Conestoga, Pa., and James Troiano, Abington, Pa., all were clocked in 1:02.4.

The state of Illinois reigned supreme in both relay events as crews from Hinsdale and New Trier toppled records while placing



RICHARD ROTH

first at the 200 yd. freestyle and 200 yd. medley distances. Hinsdale snapped New Trier's old 200 yd. freestyle mark of 1:28.5 set last year with a 1:28.0 achievement. The crew of Kent Castle, Tom McArdle, Jim McArdle, and Bob Neiman finished better than a second ahead of their nearest rival, Plainview, New York, 1:29.2, while Westfield, N.J., was next, 1:29.3. In the 200 yd. medley both first place New Trier and second place Westfield were well under Santa Clara's 1963 record of 1:40.1. New Trier, with a foursome of Chuck Goettsche, Sandy Lopater, Rick Trieber, and Ralph Todhunter clocked a 1:39.3. Westfield, with a team of John Ketcham, David Perkowski, Harvey Gerber, and Peter Heesch was timed in 1:39.5, while Evanston, Ill., posted a 1:40.4.

Among those individuals placing in diving rankings were Holt Maness, Robert E. Lee, Fla.; Ron Renslow, South Denver, Colo.; Tony Rueff, St. Xavier, Ky.; Paul Preibe, Whitefish Bay, Wis., and Jim Kirklian, John Marshall, Minn.

Doug Webster, Royal Oak Kimball, Michigan's talented junior, was a tower of strength with listings in three events. Doug placed in the 400 yd. freestyle with a sixth, 3:54.9; eighth in the 200 yd. freestyle, 1:48.4, and thirteenth in the 100 yd. backstroke, 56.7.

Steve Job, Harding, Ohio, a junior, placed in three separate events. Steve achieved listings in the 100 yd. freestyle, 48.5, good for fifth; 200 yd. freestyle, 1:49.3, finishing twelfth, and tied for eighteenth in the 50 yd. freestyle, 22.2.

El Camino, California's Mike Burton posted four separate listings. Mike posted a seventh in the 100 yd. butterfly, 53.6; eleventh in the 400 yd. freestyle, 3:57.7; twelfth in the 200 yd. individual medley, 2:05.4, and thirteenth in the 200 yd. freestyle, 1:49.4.


SWIMMING WORLD's exclusive column, "Where Are They Now" will appear in the October issue. High school and prep school coaches who have not returned to S/W their special form, "Where Are They" are requested to do so as soon as possible.


For complete listing, please turn to page 42.

The following are the automatic All-America qualifying times for the 1965-66 season:


200 yd. Ind. Med. Relay 1:43.2	100 yd. freestyle :48.9
200 yd. freestyle 1:49.2	100 yd. backstroke :55.5
50 yd. freestyle :22.0	400 yd. freestyle 3:56.4
200 yd. Ind. Med. 2:05.1	100 yd. breaststroke 1:03.0
100 yd. butterfly :53.6	200 yd. freestyle relay 1:30.4*
	*Will be changed for the new 400 yd. freestyle relay event

ZAC ZORN






NEW TRIER H.S. (CHARLES GOETTSCH, SANDY LOPATER, RICK TREIBER, RALPH TODHUNTER)



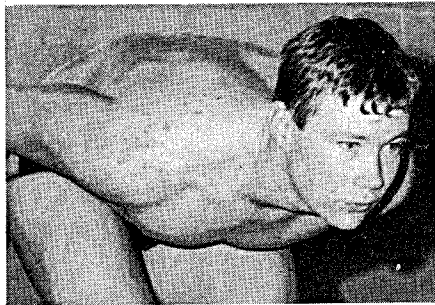
PALO ALTO H.S. L-R: ROBIN WAPLES, PETE SIEBERT, JOHN McCRARY



JERRY GORSKI




ROSS WALES



DOUG WEBSTER




STEVE JOB




HINSDALE H.S. (KENT CASTLE, JIM McARDLE, TOM McARDLE, BOB NIEMAN)




ED BETTENDORF



CHARLES GOETTSCH



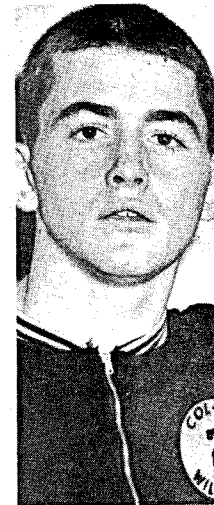
DAVE PERKOWSKI



MIKE GOLUB



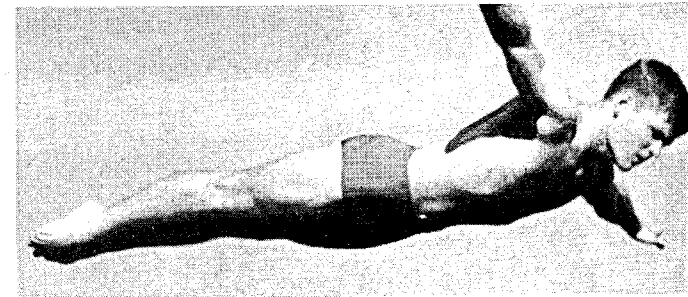
MORGAN ALLSOP



CAMERON EMMOTT



JOHN NELSON



HOLT MANNESS

1965 HIGH SCHOOL ALL AMERICA TEAM
NATIONAL INTERSCHOLASTIC SWIMMING COACHES ASSOCIATION
COMPILED BY RALPH DEETZ, RADFORD UNION H.S.
* NATIONAL HIGH SCHOOL RECORD

200 YD MEDLEY RELAY - New Trier HS, Ill. (Chuck Goettsche, Sandy Lopater, Rick Trieber, Ralph Todhunter) 1:39.3; Westfield HS, NJ (John Ketcham, David Perkowski, Harvey Gerber, Peter Heesch) 1:39.5; Evanston HS, Ill. (Chas. Hollins, Dean Satterthwaite, Bruce Getz, William Neuman) 1:40.4; Washington HS, Iowa (Fred Hanm, Tom Owens, Ted Welch, Al Carr) 1:42.4; Hinsdale HS, Ill. (Don Schwering, Tom Kennett, Tom Cornell, Bill Stengel) 1:42.5; Fenwick HS, Ill. (Robt. McMahon, Edward Degrenier, Gary Griffith, Edward Naber) 1:42.8; Fullerton HS, Calif. (John Geckler, Torrey Webb, Keith Kling, Dalton Maurin) 1:43.1; Santa Clara HS, Calif. (Mitch Ivey, Terry Schmidt, Mark Spitz, Kim Cummings) 1:43.2; Ft. Lauderdale HS, Florida (Hod Gray, Dave Young, Bob Walderman, Brad Langdon) 1:43.2; Battle Creek Central HS, Mich. (Chas. Kirsch, Bernard Fisher, Paul Elliott, Bob Ellerton) 1:43.3; Loyola Academy, Ill. (Walt Meier, Mike Poland, Chas. Beauregard, Bob Bennewitz) 1:43.3; McKinley HS, Ohio (Gary Mull, Ron Spreidel, Rick King, Stu Beatty) 1:43.4; Palo Alto HS, Calif. (Pete Seibert, Robin Waples, Chip Lee, Jim Stern) 1:43.5; Upper Merion HS, Pennsylvania (Dave Walker, John Robertson, Joel Burns, Mark Zuckowsky) 1:43.8; Midland HS, Texas (George Deerfield, Kyle Covington, Bob Davis, Doug Russell) 1:43.8; Lansing Everett HS, Mich. (Jeff Skidmore, Wayne Niles, Rick Whitters, Charles Curtis) 1:43.8; Stranahan HS, Fla. (Howard Kirk, Curtin Coleman, David Hanrahan, Lynn Boling) 1:43.8; Bloomington HS, Ill. (Rick Darlington, Tom Mack, Morgan Allsup, John Meara) 1:43.9; Trenton HS, Mich. (Mike Stajich, Ron Marcicik, Phil Watson, Henry Ahlf) 1:43.9; Euclid HS, Ohio (Bob Henikman, Neal Wade, Mike Vandever, George Carter) 1:43.9.

200 YD FREESTYLE - Wm. Swisher, Evanston HS, Ill. 1:46.9; John Nelson, Pompano Beach HS, Florida 1:46.9; Edward Bettendorf, Fairview HS, Ohio 1:47.2; John Dowdle, Loyola Acad., Ill. 1:47.6; George Watson, Los Altos HS, Calif. 1:47.7; John McGary, Palo Alto HS, Calif. 1:48.0; K. Cummings, Santa Clara HS, Calif. 1:48.2; Douglas Webster, Royal Oak Kimball HS, Mich. 1:48.4; C. Sawyer, Chaffey HS, Calif. 1:48.9; Chris Johnson, Washington & Lee HS, Va. 1:49.2; Paul Meyer, Brother Rice HS, Ill. 1:49.2; Steve Job, Warren Harding HS, Ohio 1:49.3; Russell Kidder, Menlo-Atherton HS, Calif. 1:49.4; Mark Spitz, Santa Clara HS, Calif. 1:49.4; Michael Burton, El Camino HS, Calif. 1:49.4; Mark Mader, Pullman HS, Washington 1:50.2; Jeff Pearce, Fullerton HS, Calif. 1:50.3; Randy Wade, Myers Park HS, No. Carolina 1:50.6; Bruce Mitchell, Oxnard HS, Calif. 1:50.7; Eric Schwall, Enloe HS, No. Carolina 1:50.7; Irwin Okumura, La Puente HS, Cal. 1:50.7.

50 YD FREESTYLE - Zackory Zorn, Buena Park HS, Calif. 21.5; Henry Ahlf, Trenton HS, Mich. 21.7; Fred Hogan, St. Ignatius HS, Ill. 21.7; Donald Rauch, St. Joseph HS, Penn. 21.9; Phillip Brown, Highland HS, Texas 21.9; David Nelson, Strong Vincent HS, Penna. 21.9; Dan Milne, Highland HS, New Mexico 22.0; Ralph Todhunter, New Trier HS, Ill. 22.0; Mike Golub, Plainview HS, New York 22.0; Jeff Jackman, Midpark HS, Ohio 22.0; Ralph Crittenden, Cubberly HS, Calif. 22.0; Robin Waples, Palo Alto HS, Calif. 22.0; Andrew McPherson, Robert E. Lee HS, Fla. 22.0; Peter Smith, Cathedral HS, Penna. 22.1; John Wilson, Bellingham HS, Washington 22.1; Cameron Emmott, College HS, Oklahoma 22.1; Louis Jando, Miami Springs HS, Florida 22.1; Steve Job, Warren HS, Ohio 22.2; James Lee Bradford, Avondale HS, Georgia 22.2; Gary Langley, Stranahan HS, Florida 22.2.

200 YD INDIVIDUAL MEDLEY - Richard Roth, Menlo-Atherton HS, Calif. 2:00.3; Bob Hart, Fresno HS, Calif. 2:00.5; Pete Seibert, Palo Alto HS, Calif. 2:01.4; Ron Brillhart, York-Penn HS, Penna. 2:03.0; Dewitt Manning, Arcadia HS, Calif. 2:03.4; Edward Bettendorf, Fairview HS, Ohio 2:03.7; Allan Peterson, St. Mary HS, Connecticut 2:04.9; John Ferris, Rio Americano HS, Calif. 2:05.1; Carl Rutherford, Stadium HS, Washington 2:05.3; Tom Ludwig, Baldwin HS, Penna. 2:05.3; Rick Trieber, New Trier HS, Ill. 2:05.3; Barry Kerr, Maple-Newton HS, Penna. 2:05.4; Michael Burton, El Camino HS, Calif. 2:05.4; John Nelson, Pompano Beach HS, Florida 2:05.5; Bruce Richards, Wilson HS, Washington 2:05.5; Tim Halley, Grace-Doris HS, Calif. 2:05.5; John Geckler, Fullerton HS, Calif. 2:05.8; Robin Waples, Palo Alto HS, Calif. 2:06.3; William Swisher, Evanston HS, Ill. 2:06.4; Ward Hill, Burbank HS, Calif. 2:06.4.

DIVING - Holt Maness, Robert E. Lee HS, Florida; Ron Renslow, So. Denver HS, Colorado; Tony Ruff, St. Xavier HS, Kentucky; Paul Preibe, Whitefish Bay HS, Wisconsin; Jim Kirklain, John Marshall HS, Minn.; Mike Barnhill, Columbus HS, Indiana; John Hohmfeldt, Gateway HS, Penna.; Richard McDermott, McKinley HS, Ohio; Tom S. Pettit, Wichita North HS, Kansas; Duane Green, Battle Creek Central HS, Michigan; Todd Smith, Westside HS, Nebraska; Jay Meaden, Hinsdale HS, Ill.; Steve McCoy, Westfield HS, New Jersey; Ronald Hoffman, East Meadows HS, New York; Rory Moore, Arcadia HS, Arizona; Mark Morrill, Stadium HS, Washington; Tom Cox, McClain HS, Oklahoma; Jim Henry, Hillcrest HS, Texas; Tom Cowley, Sandia HS, New Mexico; James Bronson, Medford HS, Oregon; David Hewes, Georgia Military Academy, Georgia; Don Sullivan, East Mecklenburg, North Carolina; Don DeLong, Natrona HS, Wyoming; Geoffrey MacDonald, Holyoke HS, Mass.; Joseph Bogucki, Brandywine High School, Delaware.

100 YD BUTTERFLY - Ross Wales, Rayen School, Ohio 52.2; Pete Seibert, Palo Alto H.S., Calif. 52.9; Morgan Allsup, Bloomington HS, Ill. 53.1; John Wilson, Bellingham H.S., Washington 53.3; Bob Walderman, Ft. Lauderdale HS, Fla. 53.3; Leland Bisbee, Jackson Parkside HS, Michigan 53.5; Michael Burton, El Camino HS, Calif. 53.6; Jamey Halpin, Washington HS, Iowa 53.6; James Nickloff, Pasadena HS, Calif. 53.6; Bruce Getz, Evanston HS, Ill. 53.8; Rick Trieber, New Trier HS, Ill. 54.0; Tim Brady, Brush HS, Ohio 54.0; Fred Baird, Helix HS, Calif. 54.1; Steve Wood, Hale HS, Okla. 54.1; Robert Chatfield, Cubberly HS, Calif. 54.2; Art Busse, New Trier HS, Ill. 54.3; Chas. Atwater, South Hill HS, Penna. 54.3; Howard Norris, Pennsbury HS, Penna. 54.3; Charles Minder, Byrd HS, Louisiana 54.3; John Ferris, Rio Americano HS, Calif. 54.3; Jeff Pearce, Fullerton HS, California 54.3.

100 YD FREESTYLE - Zackory Zorn, Buena Park HS, Calif. 47.8; Dewitt Manning, Arcadia HS, Calif. 47.8; William Swisher, Evanston HS, Ill. 47.9; Robin Waples, Palo Alto HS, Calif. 48.0; Steve Job, Warren Harding HS, Ohio 48.5; Fred Hogan, St. Ignatius HS, Ill. 48.6; Eric Schwall, Enloe HS, No. Carolina 48.9; Edward Bettendorf, Fairview HS, Ohio 48.9; Phillip Brown, Highland HS, Texas 49.0; Chris Johnson, Washington & Lee HS, Virginia 49.0; Russell Kidder, Menlo-Atherton HS, Calif. 49.0; Gary Langley, Stranahan HS, Florida 49.1; Stuart Vance, Fort Myers HS, Florida 49.1; John Dowdle, Loyola Acad. Ill. 49.1; Tom Lawton, Birmingham Seaholm HS, Michigan 49.2; Kenneth Hamner, Downey HS, Calif. 49.2; Richard Jacobs, Chetlanham HS, Penna. 49.3; Henry Ahlf, Trenton HS, Michigan 49.3; Peter Heesch, Westfield HS, New Jersey 49.3; Cameron Emmott, College HS, Oklahoma 49.4; Steve Howard, Battle Creek Central HS, Michigan 49.4; Jeffrey Hammett, East Bakersfield HS, Calif. 49.4; Don Havens, Granada Hills HS, Cal. 49.4.

100 YD BACKSTROKE - Chuck Goettsche, New Trier HS, Ill. 54.4; Edward Bettendorf, Fairview HS, Ohio 54.5; Don Schwering, Hinsdale HS, Ill. 54.7; Charles Hollins, Evanston HS, Ill. 55.0; Bob Hart, Fresno HS, Calif. 55.1; Mitch Ivey, Santa Clara HS, Cal. 55.1; Mark Mader, Pullman HS, Washington 55.4; Robert McMahon, Fenwick HS, Illinois 55.5; Frederick Dannehan, Grandby HS, Virginia 55.6; Les Moore, Strong Vincent HS, Pa. 56.2; Pat Kubly, Kokomo HS, Indiana 56.4; Pete Seibert, Palo Alto HS, Calif. 56.5; Nelson Shibasaki, University HS, Hawaii 56.7; Douglas Webster, Royal Oak Kimball HS, Michigan 56.7; Alan Peterson, St. Mary HS, Conn. 56.7; John Ketcham, Westfield HS, NJ 56.8; Dick Hall, Wilson HS, Washington 57.0; Steve Strauss, Santa Clara HS, Calif.

57.2; Dennis Scheidt, Columbus HS, Ind. 57.3; Paul Wadman, English HS, Mass. 57.3.

400 YD FREESTYLE - Dick Roth, Menlo-Atherton HS, Calif. 3:49.2; John Nelson, Pompano Beach HS, Fla. 3:49.5; George Watson, Los Altos HS, Calif. 3:51.5; Mark Spitz, Santa Clara HS, Calif. 3:53.9; John McCrary, Palo Alto HS, Calif. 3:54.7; Douglas Webster, Royal Oak Kimball HS, Mich. 3:54.9; Greg Fink, Corona Del Mar HS, Calif. 3:55.4; Les Chesneau, Corral Gables HS, Fla. 3:56.4; Wm. Swisher, Evanston HS, Ill. 3:56.8; Chris Sawyer, Chaffey HS, Calif. 3:57.1; Michael Burton, El Camino HS, Calif. 3:57.7; Mark Fulton, Corona Del Mar HS, Calif. 3:58.1; Fred Southward, Evanston HS, Ill. 3:59.7; Tim Barnes, Hoover HS, Calif. 3:59.7; Rick Trieber, New Trier HS, Ill. 3:59.8; Bob Hart, Fresno HS, Calif. 3:59.8; Charles Geckler, Birmingham Seaholm HS, Mich. 4:00.6; Tom Ludwig, Baldwin HS, Penna. 4:00.8; Dewitt Manning, Arcadia HS, Calif. 4:00.8; Mark Zuckowsky, Upper Merion HS, Penna. 4:01.2; Bruce Fisher, Santa Clara HS, Cal. 4:01.2.

100 YD BREASTSTROKE - David Perkowski, Westfield HS, NJ 1:01.4; Zen Ziskin, Burbank HS, Calif. 1:01.6; Kip Pope, Champaign HS, Ill. 1:02.4; Phil Long, Conestoga HS, Pennsylvania 1:02.4; James Troiano, Abington HS, Penna. 1:02.4; Jerry Gorski, Detroit Visitation HS, Mich. 1:02.5; Bill Powers, Azusa HS, Calif. 1:02.6; Dennis Shippy, West HS, Iowa 1:03.0; Larry Stover, Clinton HS, Iowa 1:03.1; Richard Crittenden, Cubberly HS, Calif. 1:03.2; Torrey Webb, Fullerton HS, Calif. 1:03.3; Tom Mack, Bloomington HS, Ill. 1:03.4; Scott Stokes, New Trier HS, Ill. 1:03.5; Rennie Crane, Shaker Heights HS, Ohio 1:03.6; Ronald Brillhart, William Penn HS, Penna. 1:03.6; Neal Wade, Euclid HS, Ohio 1:03.9; John Ludwig, Baldwin HS, Penna. 1:04.0; Mike Poland, Loyola Academy, Ill. 1:04.2; Jim Gardner, Redlands HS, Calif. 1:04.2; Sandy Lopater, New Trier HS, Ill. 1:04.2.

200 YD FREESTYLE RELAY - Hinsdale HS, Ill. (Kent Castle, Tom McArdle, Jim McArdle, Bob Neiman) 1:28.0; Plainview HS, New York (Mike Golub, Mike Sinkinson, Fred Schneider, T. Azzara) 1:29.2; Westfield HS, New Jersey (Peter Heesch, Tom McCoy, Doug McDown, Harvey Gerber) 1:29.3; New Trier HS, Ill. (Art Busse, Bob Howell, Jeff Raff, Ralph Todhunter) 1:29.7; Ft. Lauderdale HS, Fla. (Brad Langdon, Jim Kane, Bob Walderman, Skip Ahelung) 1:29.9; Downey HS, Calif. (Darryl Vincent, Mike Pickett, Ray Murphy, Ken Hamner) 1:29.9; Fullerton HS, Calif. (Dalton Maurin, Randy Hawkins, Jeff Pearce, Torrey Webb) 1:30.2; New Washington HS, Iowa (Ken Krizan, Al Carr, Jamey Halpin, Marty Strossberger) 1:30.4; Newport Harbor HS, Calif. (Dave Smith, John Brackett, Butch Pope, Hank Thayer) 1:30.6; Palo Alto HS, Calif. (Pete Seibert, Steve Jones, Dave Guy, Robin Waples) 1:30.6; Stranahan Florida (David White, James Harrison, Howard Kirk, Gary Langley) 1:30.7; Corona Del Mar HS, Calif. (Dee Renfro, Bob Brummett, Bill Brechtel, Peter Feierabend) 1:30.7; Bakersfield HS, Calif. (Pat Woods, Mike Buscher, Pete Wachob, Jan Meyer) 1:30.7; Cheltenham HS, Pa. (Richard Jacobs, Donald Kelley, John Macionis, Bruce Wigo) 1:30.8; Fresno HS, Calif. (Bob Hart, Gary Martin, Blair Looney, Dewey Slater) 1:30.8; Glendora HS, Calif. (Dave Palus, Tony Price, Ray Grossa, Mike Ferrari) 1:31.0; Edina-Morningside HS, Minn. (Scott Nelson, Steve Lewers, Bob Harmony, Tom Junke) 1:31.1; Redlands HS, Calif. (David Scott, Dean Kackley, Jim Gardner, Garth Huffaker) 1:31.1; Menlo-Atherton HS, Calif. (Jeff LaPiere, Tom Litfin, Gordon Gourdin, Russ Kidder) 1:31.1; Highland Park High School, Texas (Kip Whiteside, Joe Miller, Mike Titmas, P.K. Brown) 1:31.2.

1965 ALL-AMERICAN JUNIOR COLLEGE TEAM
COMPILED BY JOHN STONEBRAKER, MT. SAN ANTONIO COLLEGE
* NATIONAL JR. COLLEGE RECORD

50 YD FREESTYLE - Bob Boyer, Bakersfield 22.1; Wayne Goddard, Santa Ana College 22.1; Paul Murphy, Foothill 22.1; Bill Bernhardt, Cerritos 22.2; Wayne Deaver, Fresno 22.2; John Van Cleave, Cerritos 22.2; Bart Alford, Bakersfield 22.4; Greg Buckingham, San Mateo 22.4; Alex Crockett, Fresno 22.4; Gary Langandoen, Foothill 22.5; Ken Webb, Foothill 22.5.

100 YD FREESTYLE - Ken Webb, Foothill 48.2; Kim Roush, Los Angeles Valley 48.4; Al Lo Foothill 48.5; Bob Boyer, Bakersfield 48.6; Bill Johnson, Fullerton 49.0; Paul Murphy Foothill 49.0; Mike Garibaldi, Foothill 49.1; Wayne Goddard, Santa Ana College 49.1; John Van Cleave, Cerritos 49.2; Steve Williams, Monterey 49.2.

200 YD FREESTYLE - Greg Buckingham, San Mateo 1:44.4; Mike Garibaldi, Foothill 1:46.5; Al Logan, Foothill 1:47.0; Bill Johnson, Fullerton 1:48.0; Steve Danielson, Los Angeles Valley 1:48.6; Tony Gleason, Santa Ana College 1:49.6; Bob Nealy, Orange Coast 1:50.0; Bob Boyer, Bakersfield 1:50.4; Ron Coffman, Foothill 1:50.6; Paul Murphy, Foothill 1:50.6.

500 YD FREESTYLE - Greg Buckingham, San Mateo 4:45.5; Mike Garibaldi, Foothill 4:53.0; Steve Danielson, Los Angeles Valley 4:55.0; Al Logan, Foothill 4:57.0; Pat Glasgow, Orange Coast 4:58.1; Jim Malley, San Mateo 5:00.7; Tony Gleason, Santa Ana College 5:01.1; Mike Koontz, Orange Coast 5:07.4; Gil Hitchcock, Foothill 5:10.1; Mike Bryant, Cerritos 5:10.4.

1650 YD FREESTYLE - Greg Buckingham, San Mateo 16:54.4; Mike Garibaldi, Foothill 16:54.4; Pat Glasgow, Orange Coast 17:21.2; Steve Danielson, Los Angeles Valley 17:27.2; Ken W. Foothill 17:29.9; Karl McCrary, Foothill 17:43.5; Bill Leach, Orange Coast 17:54.1; Al Logan, Foothill 17:58.6; Mike Koontz, Orange Coast 18:09.8; Tony Gleason, Santa Ana College 18:11.0.

100 YD BACKSTROKE - Terry Craig, Orange Coast 54.9; Gordon Johnson, Modesto 55.1; Ken Webb, Foothill 56.3; Jim Malley, San Mateo 56.6; Mike McEvney, Long Beach 56.6; Kim Roush, Los Angeles Valley 56.6; Mike Forrest, Santa Ana College 57.0; Jim Petersdn, Foothill 57.3; Bruce Johnson, Modesto 57.4; Greg Buckingham, San Mateo 58.0.

200 YD BACKSTROKE - Ken Webb, Foothill 2:03.2; Terry Craig, Orange Coast 2:04.0; Gordon Johnson, Modesto 2:04.8; Mike McEvney, Long Beach 2:05.4; Bruce Johnson, Modesto 2:07.0; Greg Buckingham, San Mateo 2:07.2; Jay Southard, Foothill 2:07.3; Al Palmer, Merritt 2:07.4; Karl McCrary, Foothill 2:07.7; Jim Peterson, Foothill 2:09.7.

100 YD BREASTSTROKE - Bruce Evans, Foothill 1:02.7; Steve Johnson, Orange Coast 1:02.8; Barry Goldfarb, Santa Monica 1:03.2; Bob Parich, Cabrillo 1:03.4; Rody Davis, Foothill 1:03.7; Jeff Smith, Bakersfield 1:04.4; Tom Grimm, Cerritos 1:04.6; Tom Smith, Chaffey 1:04.8; Tom Hughes, Glendale 1:04.9; Rich Rosen, Los Angeles Valley 1:05.5; Dave Zene, Santa Ana College 1:05.5.

200 YD BREASTSTROKE - Steve Johnson, Orange Coast 2:18.5; Charles Bursach, Foothill 2:19.5; Greg Buckingham, San Mateo 2:20.1; Barry Goldfarb, Santa Monica 2:21.1; Rody Davis, Foothill 2:21.9; Tom Smith, Chaffey 2:22.2; Bruce Evans, Foothill 2:23.1; Karl McCrary, Foothill 2:23.7; Bob Parich, Cabrillo 2:24.1; Jeff Smith, Bakersfield 2:24.8.

100 YD BUTTERFLY - Gary Langandoen, Foothill 52.9; John Reithman, Santa Monica 53.4; Tony Gleason, Santa Ana College 53.6; Mac Brown, Glendale 54.0; Jim Delacy, Sacramento 54.4; Bill Johnson, Fullerton 54.4; Jack Gallon, Bakersfield 54.5; Mike Sheppard, Los Angeles Valley 54.5; Ron Burton, Foothill 54.6; John Neleman, Fullerton 54.6.

200 YD BUTTERFLY - Ken Webb, Foothill 1:55.9; Gary Langandoen, Foothill 1:58.6; John Reithman, Santa Monica 1:59.3; Greg Buckingham, San Mateo 1:59.6; Tony Gleason, Santa Ana Coll. 2:00.9; Gil Hitchcock, Foothill 2:01.3; Mac Brown, Glendale 2:03.5; Dennis Meyring, Vallejo 2:04.2; Neil Minor, Long Beach 2:04.6; Jim Delacy, Sacramento 2:05.1.

200 YD INDIVIDUAL MEDLEY - GREG BUCKINGHAM, SAN MATEO 1:58.4*; KEN WEBB, FOOTHILL 2:00.8; KARL MCCRARY, FOOTHILL 2:03.3; BILL JOHNSON, FULLERTON 2:04.8; DENNIS MEYRING VALLEJO 2:06.0; BRIAN DAVLIN, Mts. SAN ANTONIO 2:06.4; TONY GLEASON, SANTA ANA COLLEGE 2:07.0; GORDON JOHNSON, MODESTO 2:07.1; TOM NULTY, SANTA MONICA 2L07.9; CHARLES BURBACH, FOOTHILL 2:08.0.

400 YD INDIVIDUAL MEDLEY - GREG BUCKINGHAM, SAN MATEO 4:08.9*; KEN WEBB, FOOTHILL 4:14.8; KARL MCCRARY, FOOTHILL 4:24.6; TONY GLEASON, SANTA ANA COLLEGE 4:32.3; CHAS. BURBACH, FOOTHILL 4:32.5; DENNIS MEYRING, VALLEJO 4:32.5; JAY SOUTHARD, FOOTHILL 4:35.0; GEORGE WHITE, SAN MATEO 4:36.8; CRAIG HENDRICKSON, EL CAMINO 4:37.5; BILL LEACH, ORANGE COAST 4:39.8.

1-METER DIVING (ALPHABETICAL) - LARRY ANDREASEN, CERRITOS; RICK GREEN, FOOTHILL; GARY HELINE, WORCESTER JC, MASS.; ALAN KARA, LOS ANGELES VALLEY; JOHN PARKER, FOOTHILL; GARY PARKS, RIVERSIDE; JOHN PIFFATH, RIVERSIDE; LES TAYLOR, SAN JOSE; TOM WENSLEY, HENRY FORD J.C., MICH.; FRED WHITEFORD, ORANGE COAST.

3-METER DIVING (ALPHABETICAL) - LARRY ANDREASEN, CERRITOS; MAURY CAIN, CABRILLO; RICK GREEN, FOOTHILL; ALAN KARA, LOS ANGELES VALLEY; JOHN PARKER, FOOTHILL; GARY PARKS, RIVERSIDE; JOHN PIFFATH, RIVERSIDE; DENNIS SPANEK, SAN MATEO; DON STEWART, SANTA ANA COLLEGE; FRED WHITEFORD, ORANGE COAST.

400 YD MEDLEY RELAY - ORANGE COAST (T. CRAIG, S. JOHNSON, P. GLASGOW, B. NEALY) 3:40.4*; FOOTHILL (J. PETERSON, R. DAVIS, G. LANGANDEN, K. WEBB) 3:42.5; SANTA ANA COLLEGE (M. FORREST, D. ZEMER, T. GLEASON, W. GODDARD) 3:44.5; SANTA MONICA (T. NULTY, B. GOLDFARB, J. REITMAN, B. MILLER) 3:46.3; LOS ANGELES VALLEY (K. ROUSH, R. ROSEN, M. SHEPARD, M. LERNER) 3:47.3; SAN MATEO (J. MALLEY, G. BUCKINGHAM, G. WHITE, D. GRAY) 3:47.7; LONG BEACH (M. MCEVNEY, M. MONFORT, R. BLACKLEDGE, D. JONES) 3:48.7; GLENDALE (C. WOLCOTT, T. HUGHES, M. BROWN, L. CRAIG) 3:50.1; BAKERSFIELD (B. VAN OSDEL, J. SMITH, G. GALLON, B. BOYER) 3:52.0; MERRITT (A. PALMER, T. GRAY, C. SCHIL-LINSKY, F. BISCHOFF) 3:52.2.

400 YD FREESTYLE RELAY - FOOTHILL (A. LOGAN, K. WEBB, K. MCCRARY, M. GARIBALDI) 3:12.8*; LOS ANGELES VALLEY (S. DANIELSON, B. MOORE, M. LERNER, K. ROUSH) 3:18.4; ORANGE COAST (S. JOHNSON, T. CRAIG, B. LEACH, B. NEALY) 3:18.4; BAKERSFIELD (G. GALLON, B. VAN OSDEL, B. ALFORD, B. BOYER) 3:19.7; SAN MATEO (B. PUGHE, D. GRAY, J. MALLEY, D. GRAY) 3:19.8; CERRITOS (B. BERNHARDT, J. ROSSI, B. CRIST, J. VAN CLEEVE) 3:21.1; LONG BEACH (M. MCEVNEY, B. DAVIS, R. BLACKLEDGE, D. JONES) 3:21.4; SANTA MONICA (B. GOLDFARB, B. MILLER, T. SWANSON, J. REITMAN) 3:22.6; SANTA ANA COLLEGE (D. ZEMER, T. REISH, L. LEFNER, W. GODDARD) 3:23.0; FULLERTON (D. BELKNAP, D. VAN SANDT, J. PARIDON, B. JOHNSON) 3:23.4.

SWIMMING WORLD'S 25 BEST ALL TIME PERFORMANCES

As of January, 1965 By Roy Grimshaw ©Swimming World

Table listing 25 best all-time performances in swimming, categorized by event: 100 M FREESTYLE, 200 M FREESTYLE, 400 M FREESTYLE, 800 M FREESTYLE, 1500 M FREESTYLE, 200 M BACKSTROKE, 400 M BACKSTROKE, 100 M BUTTERFLY, 200 M BUTTERFLY, 100 M BREASTSTROKE, 200 M BREASTSTROKE, and 400 M INDIVIDUAL MEDLEY. Each entry includes time, swimmer name, team, and location.